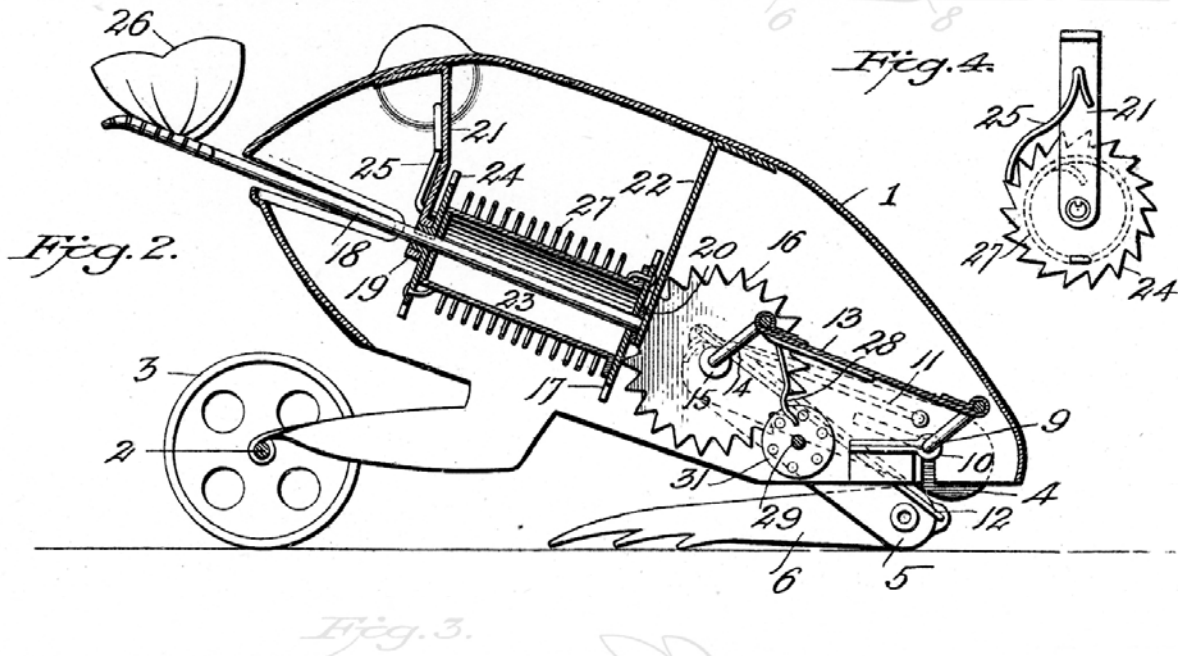


THE NATIONAL ARCHIVES  
of the UNITED STATES  
COLORING BOOK  
of PATENTS 2016



We've chosen some of our favorite patents from our holdings for you to color.

We'd love to see how you color them in—share them with us on Twitter by using the hashtag #ColorOurCollections and tagging @usnatarchives.

These patents came from the Records of the Patent and Trademark Office (Record Group 241). And you can find even more of our fascinating patents online by searching our digital catalog <https://catalog.archives.gov/>.



Designed by: *S. Pargent Elliott*

By

Illustrator: *Charles A. Lewis*

J. A. EARL.  
 CANDLE HOLDER AND DISH FOR BIRTHDAY CAKES.

(Application filed Dec. 17, 1900.)

(No Model.)

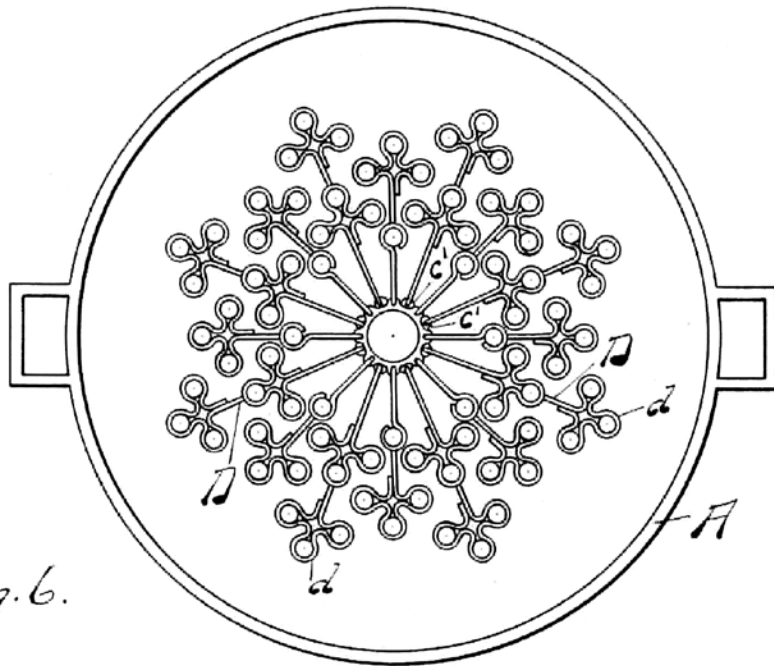


Fig. 2.

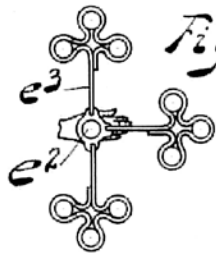


Fig. 6.



Fig. 1.

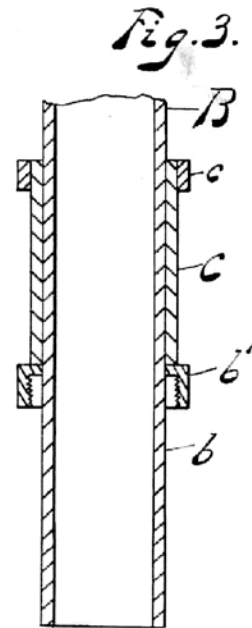


Fig. 3.

Fig. 7.

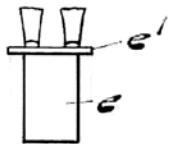


Fig. 4.

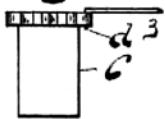
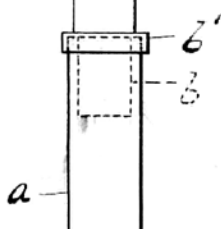
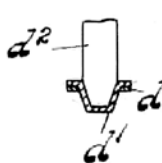


Fig. 5.



64  
7

Dis.

bird. v. 01

Filed Dec 17 1900 No Model 457  
 Candle Holder & Dish for Birthday Cakes

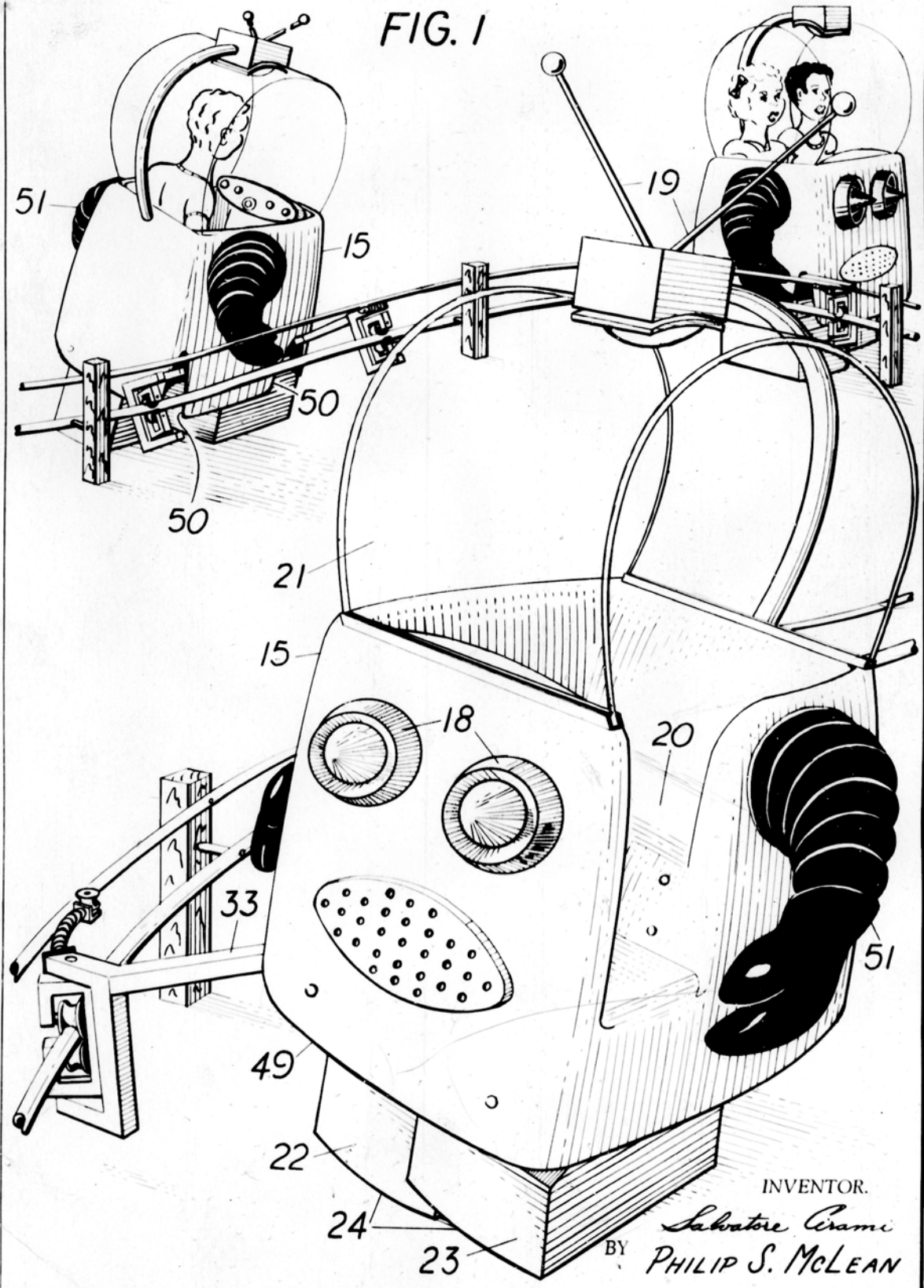
# 3,093,372

100755 DIV. 62

PRINT OF DRAWING AS  
ORIGINALLY FILED

# 2

FIG. 1



INVENTOR.

*Sabatore Cerami*

BY PHILIP S. McLEAN

Toy Circus.

No. 239,340.

Patented March 29, 1881.

Fig. 1.

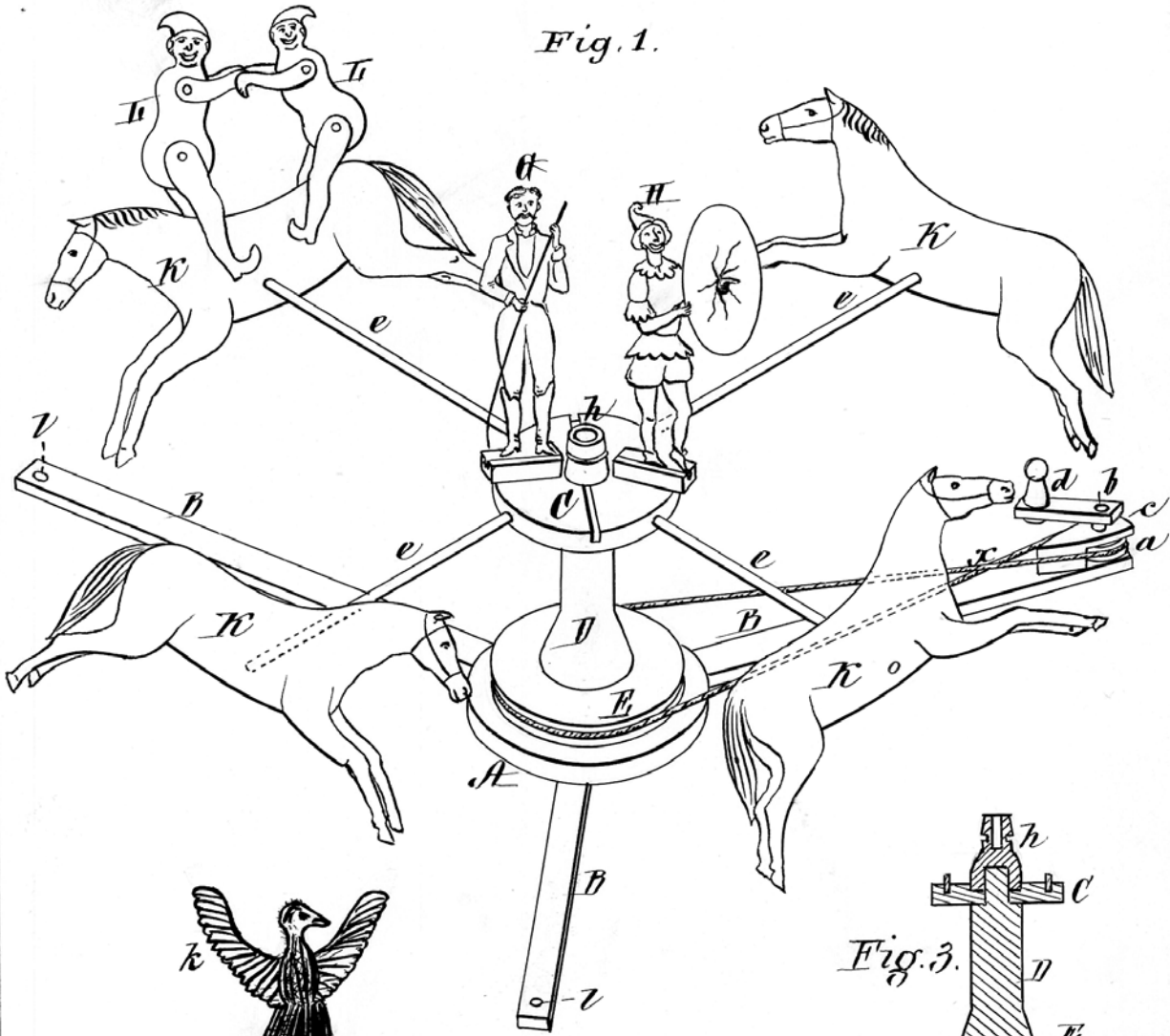


Fig. 2.

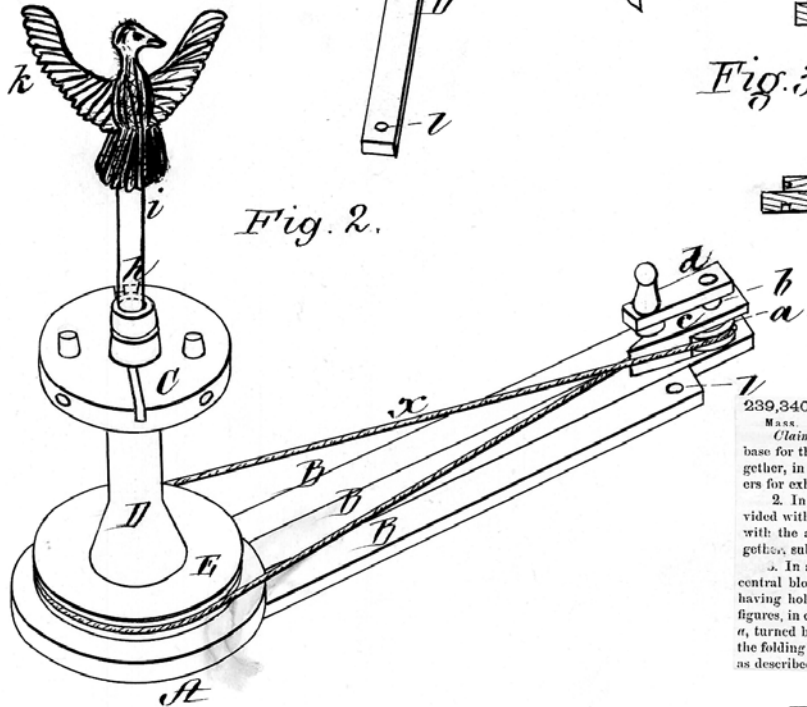
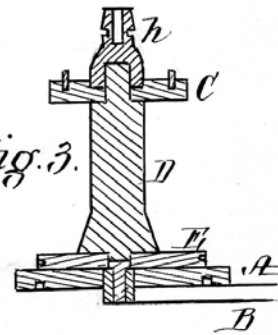


Fig. 3.



239,340. TOY CIRCUS. WILLIAM S. REED, Leominster, Mass. Filed Mar. 1, 1881. (No model.)  
 Claim.—1. In a toy circus, two or more arms, B, forming a base for the block A, said arms being adapted to fold or close together, in combination with a central post, D, and suitable holders for exhibiting the figures, substantially as described.  
 2. In a toy circus, a revolving post, D, and platform C, provided with means for holding the figures in place, in combination with the arms B, forming a base and adapted to fold or close together, substantially as described.  
 3. In a toy circus, the wheel E, pivoted within the stationary central block, A, and provided with a post, D, and platform C, having holes or sockets for the reception of rods supporting the figures, in combination, and connected by a belt, x, with the pulley a, turned by a crank, d, at the outer end of one of the arms B of the folding base, constructed and arranged to operate substantially as described.

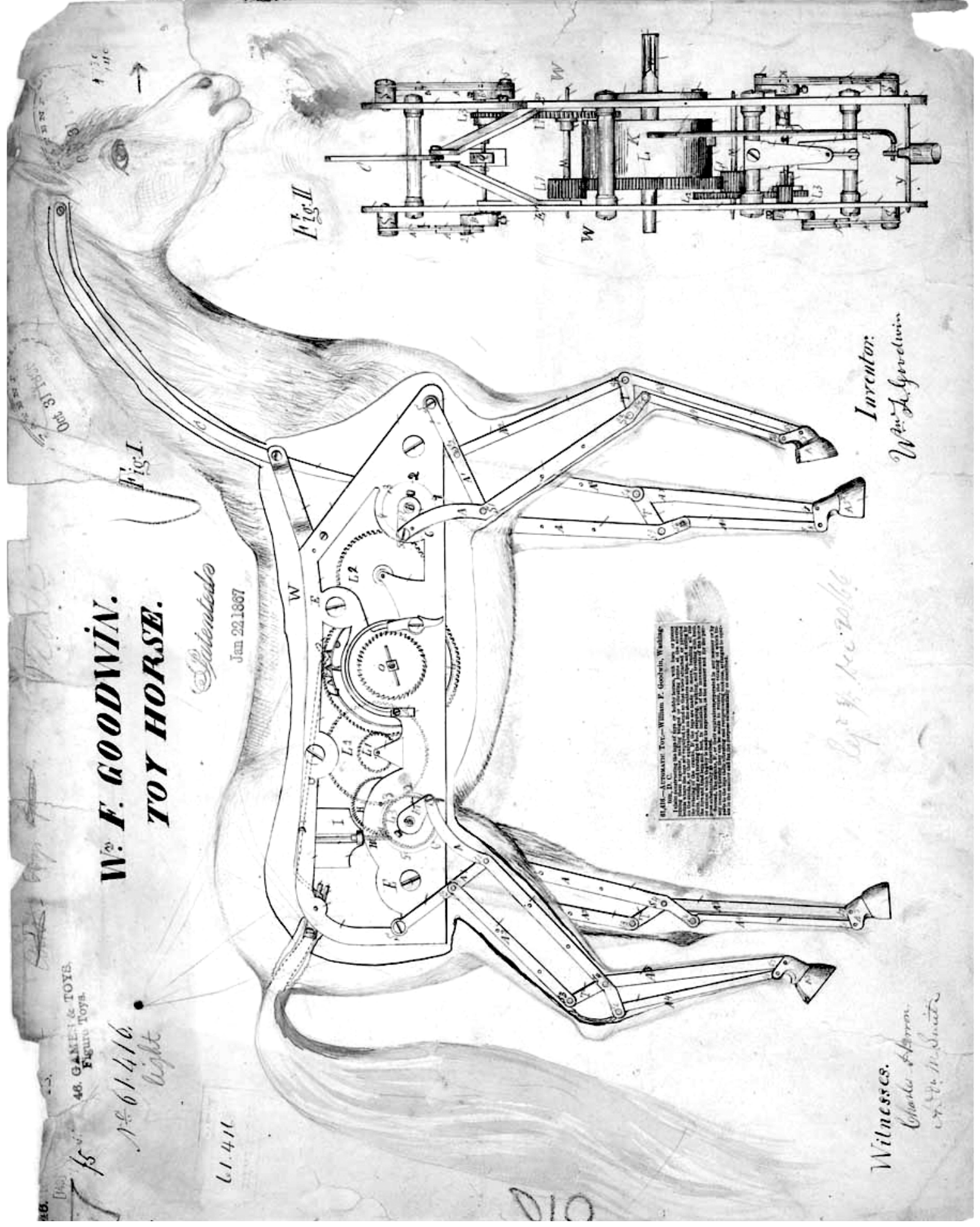
Witnesses:

Grace C. Stearns.  
 Jas Compton

Inventor:

William S. Reed,  
 Per Norman W. Stearns,

No Model.  
 No. 239,340  
 No Model.  
 No. 239,340



**W. F. GOODWIN.  
TOY HORSE.**

*Patented*  
Jan 22 1867

*Inventor:*  
Wm. F. Goodwin

*Witnesses:*  
Charles H. Brown  
Wm. M. Smith

BE ALL—ATTORNEY: Toy.—William F. Goodwin, Wash-  
ington, D. C.  
This invention relates to a kind of toy horse, with legs, arms, and tail, which is capable of performing the motions of a real horse, and is adapted for use as a toy for children. It consists of a body, a head, a tail, and four legs, each of which is provided with a joint, and is connected to the body by a series of levers and gears, which are arranged so that the horse will walk, trot, and gallop, and will also perform other motions, as may be desired. The horse is adapted for use as a toy for children, and is also adapted for use as a toy for adults.

46. GAMES & TOYS,  
FIGURE TOYS.

*1861416  
right*

*11411*

*1861416*

*Fig. II*

*Fig. I*

*1861416*

*1861416*

*1861416*

*1861416*

ONE WHEELED VEHICLE.

No. 325,548.

Patented Sept. 1, 1885.

Fig. 1.


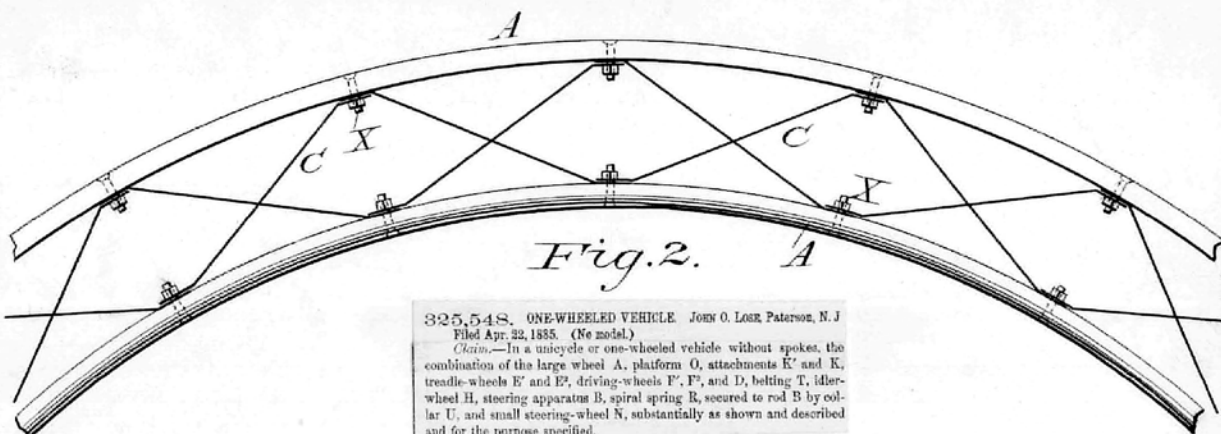


Fig. 2.



325,548. ONE-WHEELED VEHICLE JOHN O. LOSE, Paterson, N. J.  
Filed Apr. 22, 1885. (No model.)

Claim.—In a unicycle or one-wheeled vehicle without spokes, the combination of the large wheel A, platform O, attachments K' and K, treadle-wheels E' and E, driving-wheels F', F, and D, belting T, idler-wheel H, steering apparatus B, spiral spring R, secured to rod B by collar U, and small steering-wheel N, substantially as shown and described and for the purpose specified.

Witnesses:

Andrew B. Ingalls,  
John H. Reynolds.

Inventor:

John Otto Lose  
By John F. Kerr  
Attorney

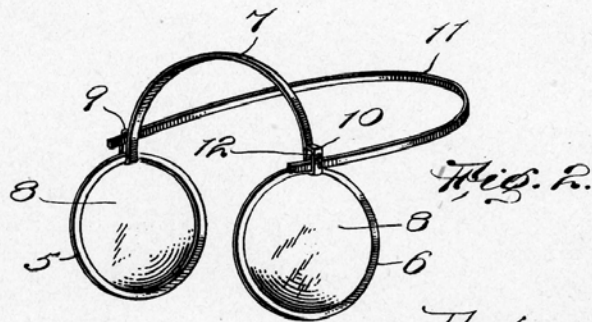

Classification Division. 52  
J. O. Lose. One Wheeled Vehicle.

No. 730,918.

PATENTED JUNE 16, 1903.

A. JACKSON, JR.  
EYE PROTECTOR FOR CHICKENS.  
APPLICATION FILED DEC. 10, 1902.

NO MODEL.



Witnesses  
*W. Simpson*  
*Harry W. Chandler*

Inventor  
*Andrew Jackson, Jr.*  
By *Charles Chandler*  
Attorneys

J. C. BOYLE.  
SALUTING DEVICE.

No. 556,248.

Patented Mar. 10, 1896.

1401  
120

dir 3

Fig: 1.

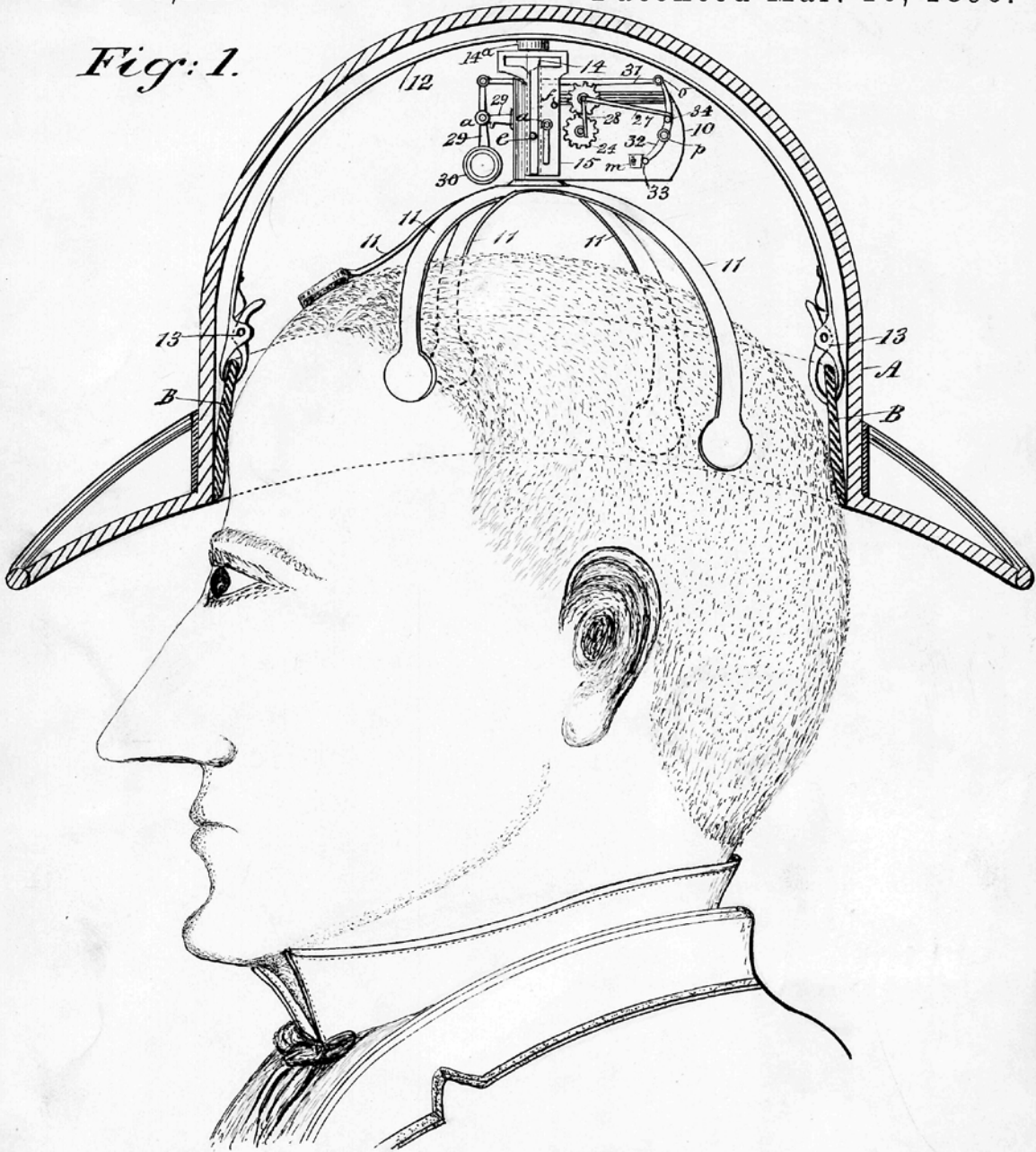


Fig: 2.

WITNESSES:

*Wm P Patton*  
*Herbert A Thorpe*

INVENTOR

*J. C. Boyle*

BY

*Wm P Patton*

*J. C. Boyle,  
Saluting Device,  
248*



J. J. HENTZ.  
BICYCLE.

(Application filed Nov. 3, 1897.)

(No Model.)

No Model  
Classification Division  
624,651

Div.  
Be  
Craw  
&  
Chan

Fig. 3.

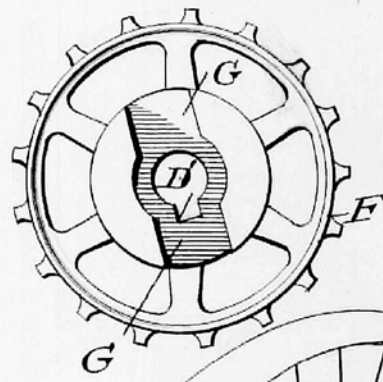


Fig. 1.

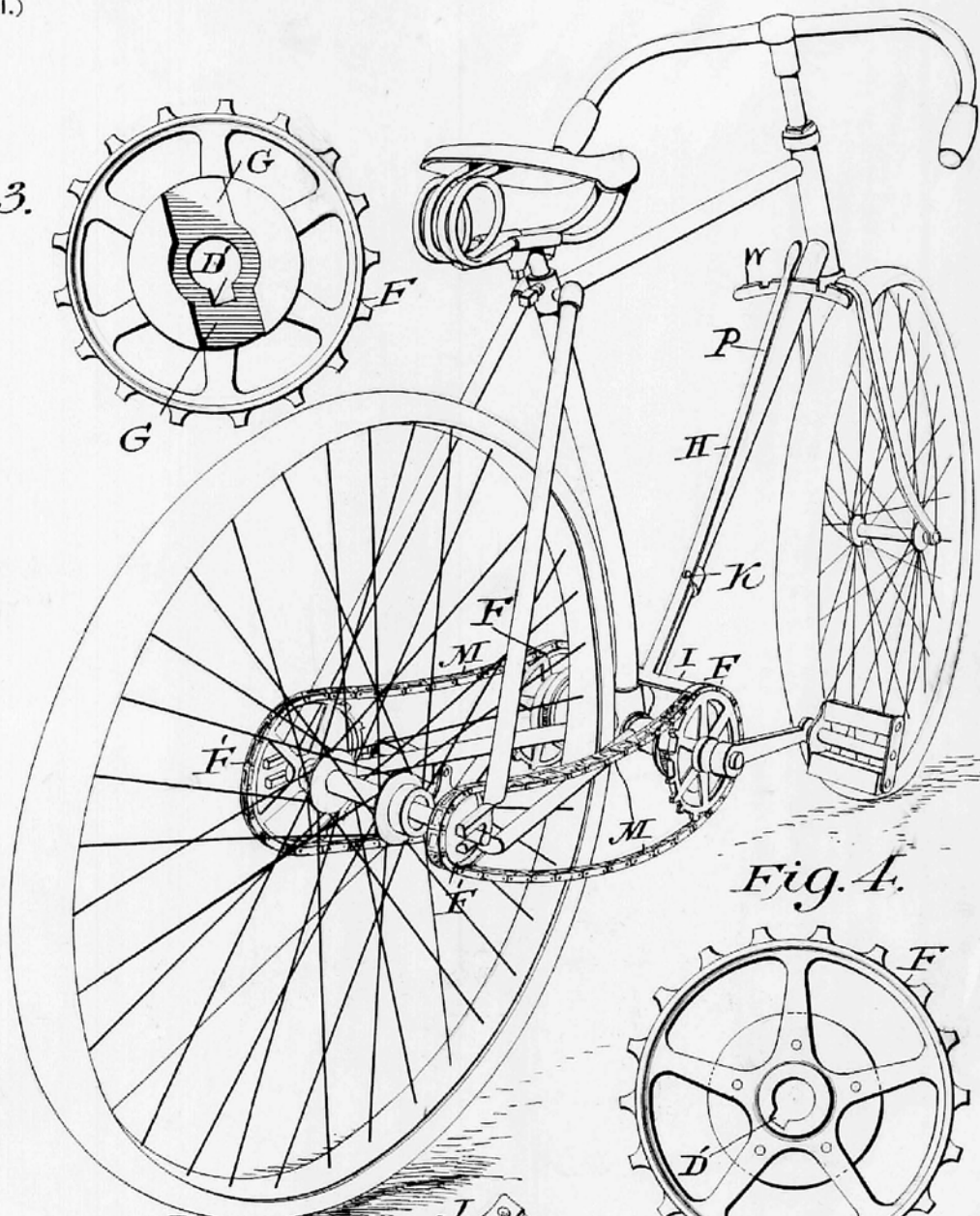


Fig. 4.

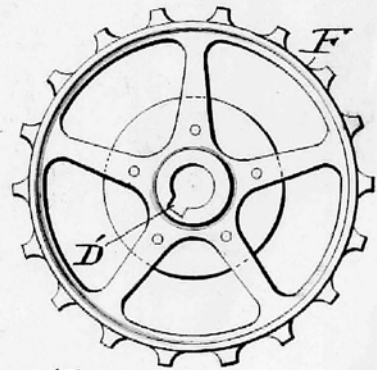


Fig. 5.

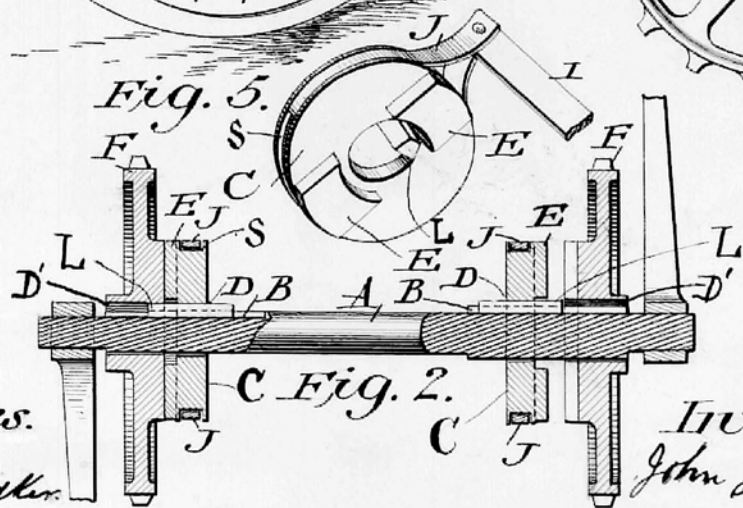


Fig. 2.

Witnesses:  
Chas. H. Baker

Inventor:  
John J. Hentz

HAMMOCK.

537

No. 400,131.

Patented Mar. 26, 1889.

CLASSIFICATION  
DIVISION

Herbert Morley Small  
Hammock

Fig. 1.



Fig. 2.

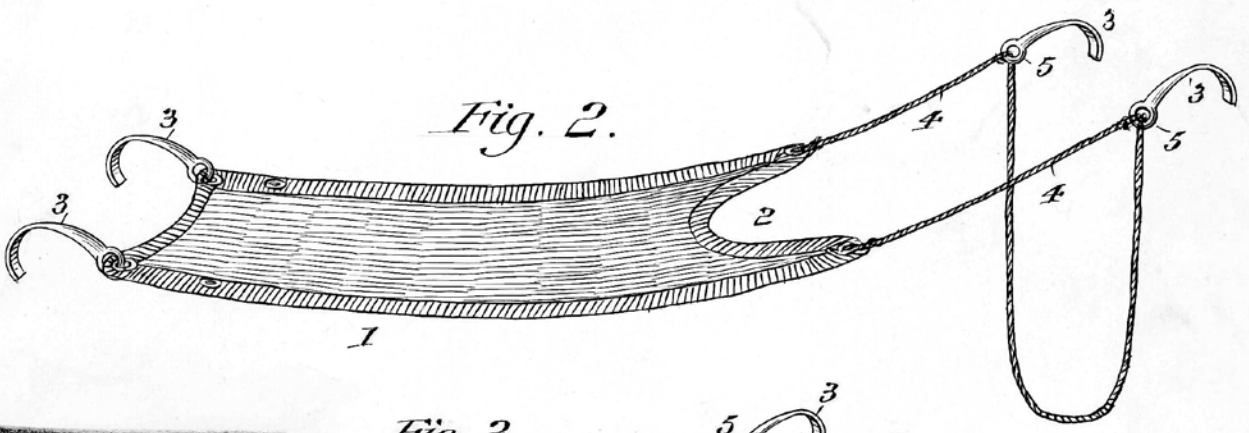
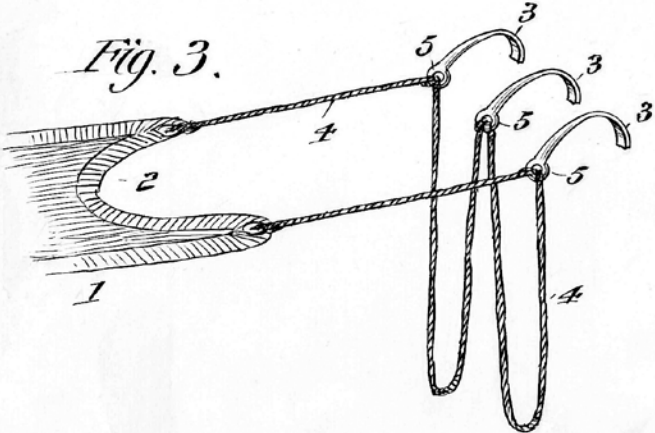


Fig. 3.



400,131. HAMMOCK. HERBERT M. SMALL, Baldwinville, Ma.  
 Filed June 19, 1888. Serial No. 277,573. (No model.)  
*Claim.*—1. A hammock consisting in a seat and back portions, supporting-hooks at the upper end of the back portion, a looped rope secured at its ends to the forward corners of the seat portion, and adjustable hooks on the parallel parts of the rope, the looped part of the rope forming a foot-rest, substantially as set forth.  
 2. A hammock constructed with supporting-hooks at one end and having at its other end a curved recess, and supporting-hooks with a rope passing through eyes in the shanks of the hooks and attached at its ends to the corners of the recessed end of the hammock, substantially as shown and described.  
 3. A hammock constructed with main portion 1, having curved recess 2, supporting-hooks 3 at one end and the looped rope 4 with its ends secured at the recessed end of the main portion 1, and supporting-hooks 3, having eyes 5, through which rope 4 passes, substantially as shown and described.

WITNESSES:

*H. Clark*

INVENTOR:

*H. M. Small*

CLASSIFICATION  
DIVISION  
Cat 7

Josiah H. L. Tuck.  
Submarine Vessel.

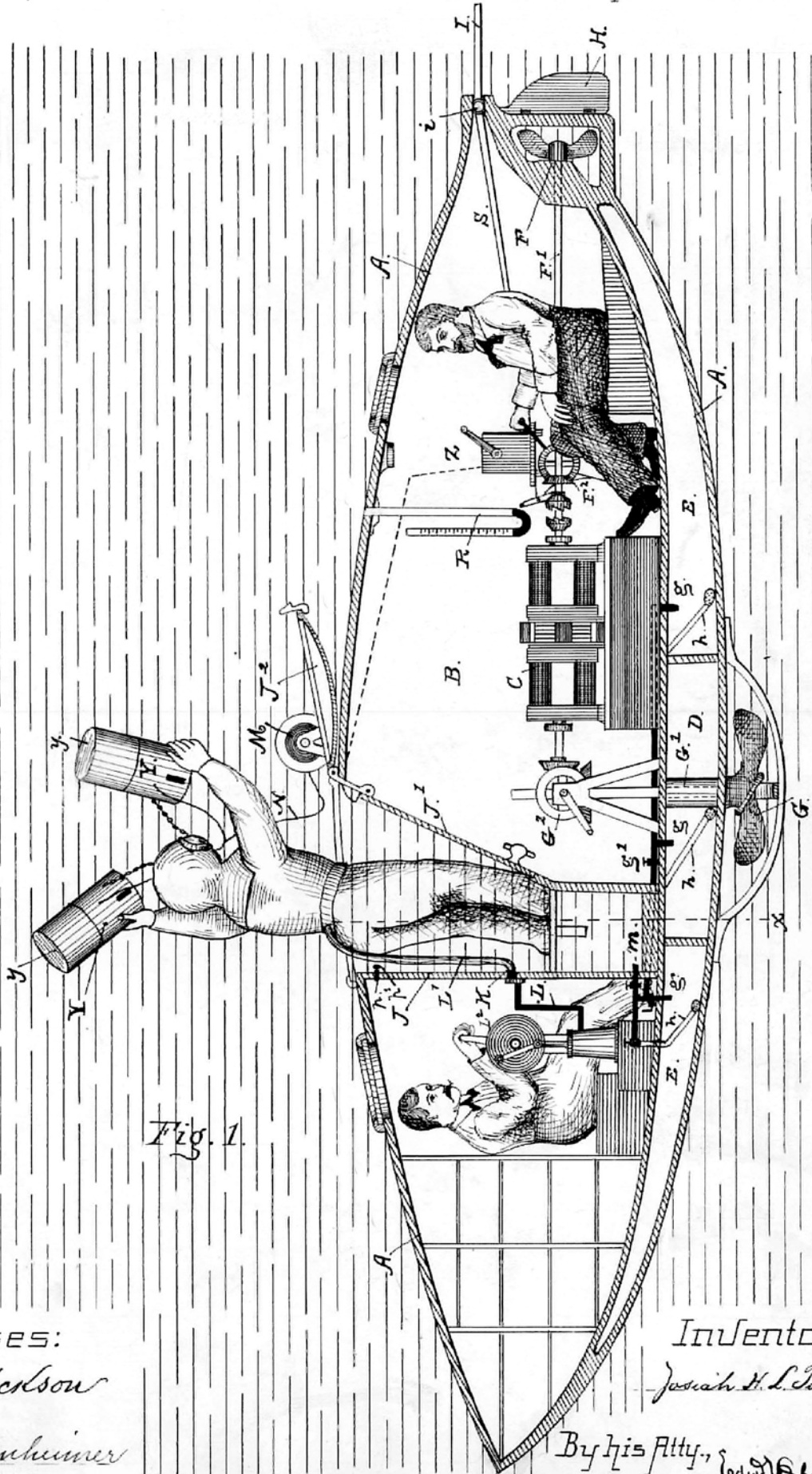
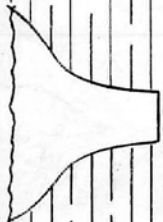


Fig. 1.

Witnesses:  
Geo. A. Dickson  
Paul Kassenheimer

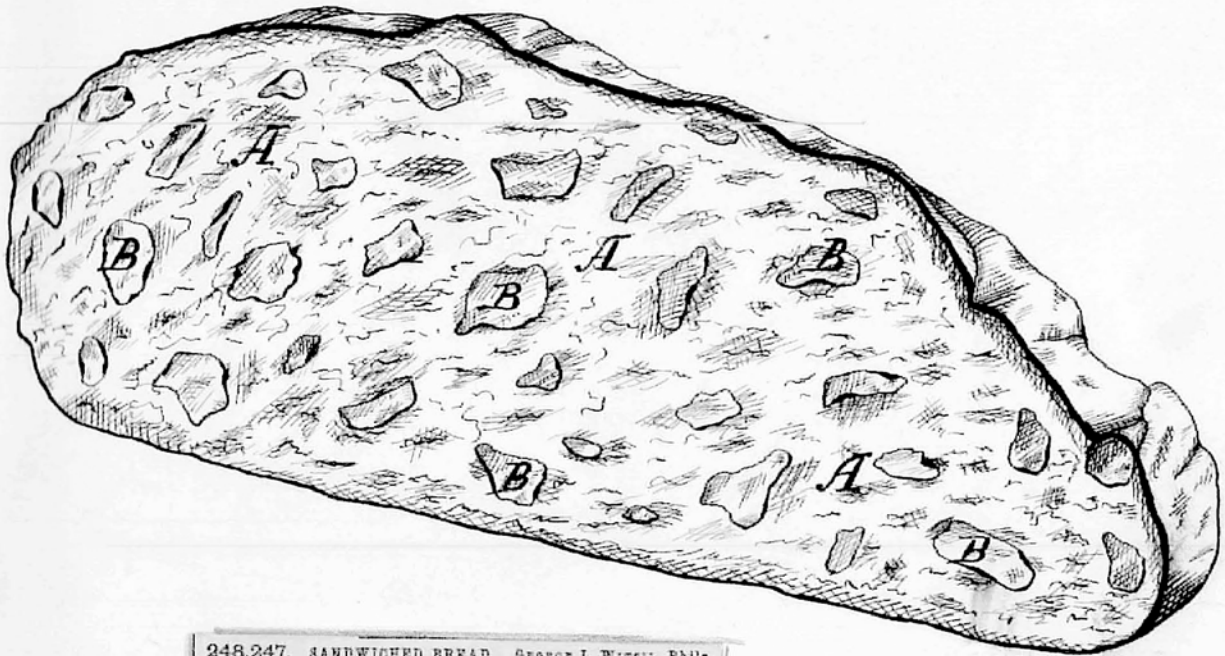
Inventor:  
Josiah H. L. Tuck  
By his Atty.,  
Edw. S. Turner

(No Model.)

G. L. WITSIL.  
SANDWICHED BREAD.

No. 248,247.

Patented Oct. 11, 1881.



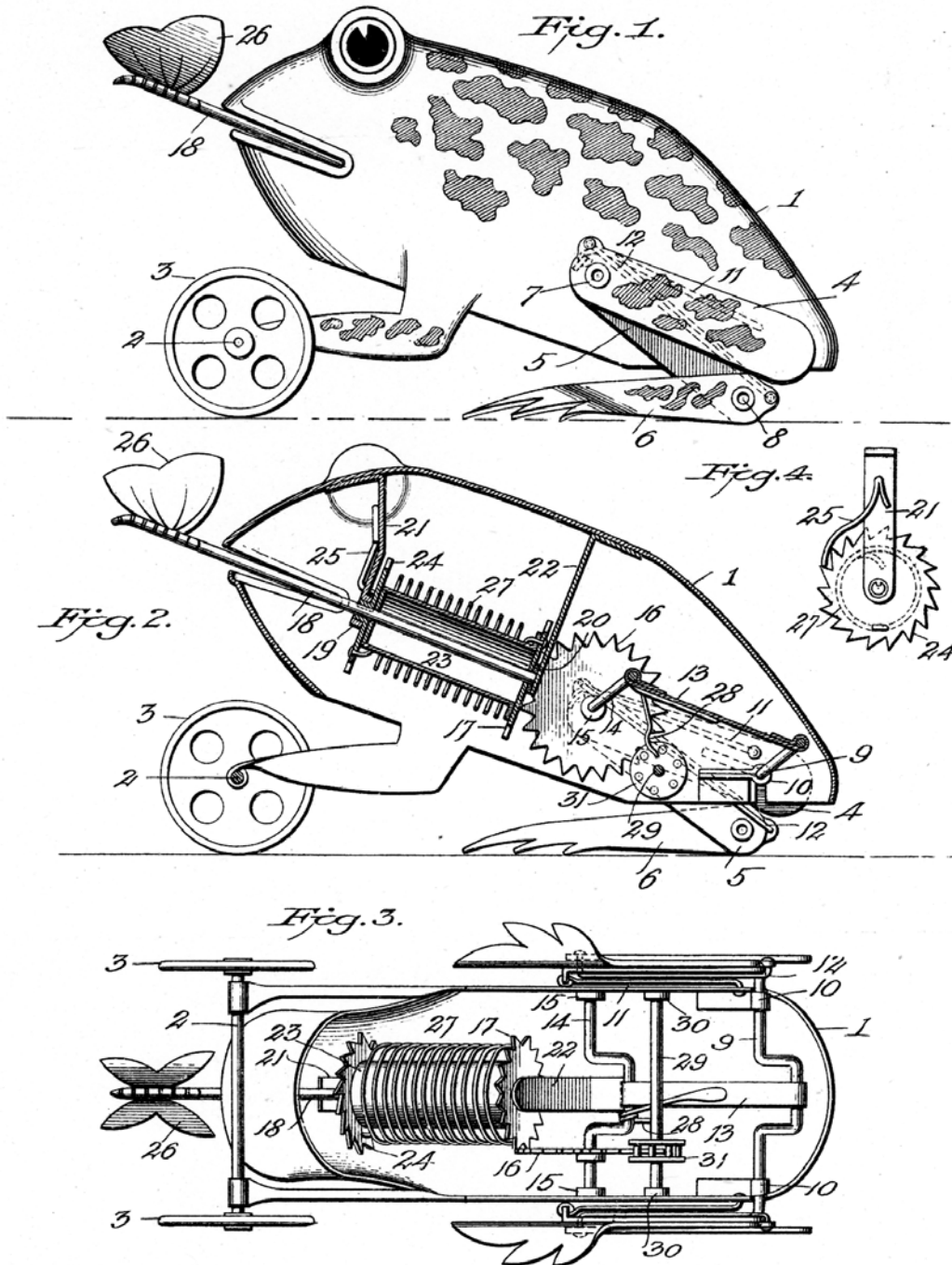
248,247. SANDWICHED BREAD. GEORGE L. WITSIL, Philadelphia, Pa., assignor, by direct and mesne assignments, to Alfred Martien and John Jolley, Jr., both of same place. Filed Jan. 8, 1881. (No specimens.)



*Claim.*—As a new article of manufacture, sandwiched bread or bread containing pieces of meat which have been distributed in a raw condition throughout the dough of which the bread is composed and have been cooked at the same time therewith, substantially as hereinbefore set forth.

985,746.

Patented Feb. 28, 1911.



Witnesses: *G. Sargent Elliott*      *By Charles A. Lewis.*  
*Adella M Fowle*              *H. S. Bailey Attorney.*

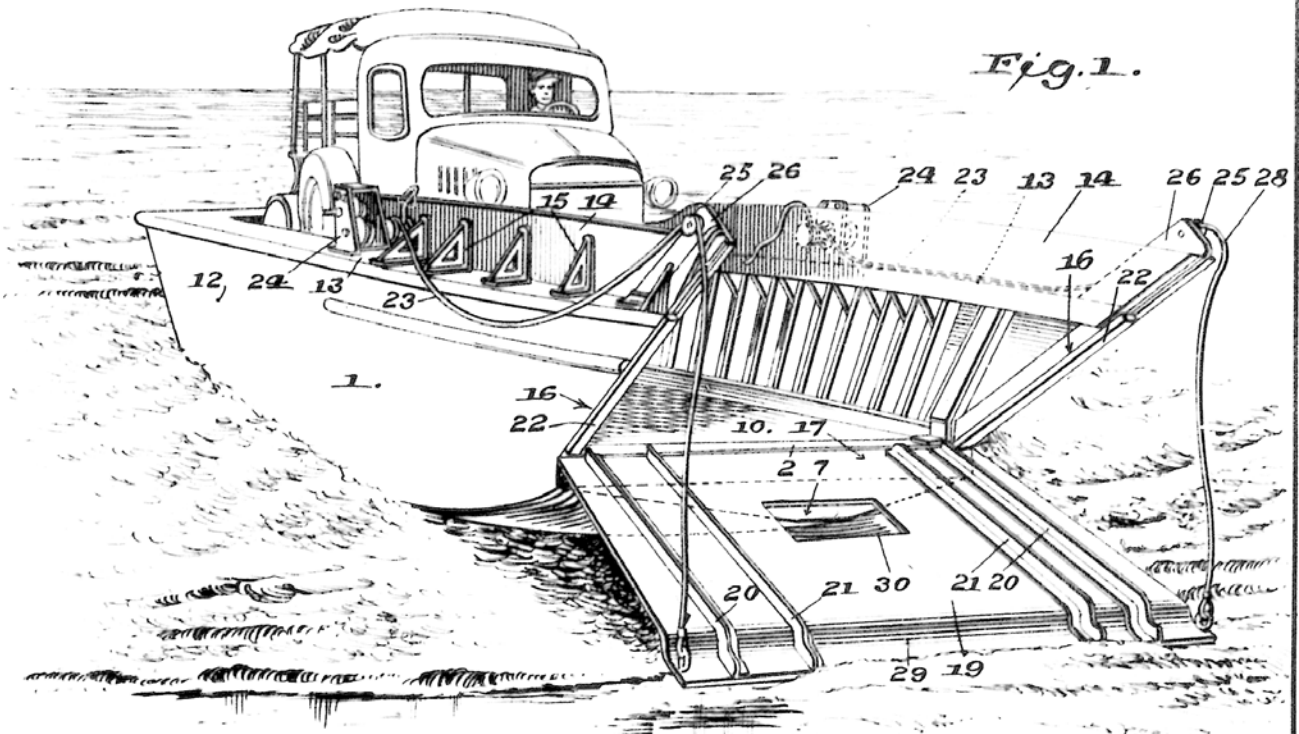


Fig. 1.

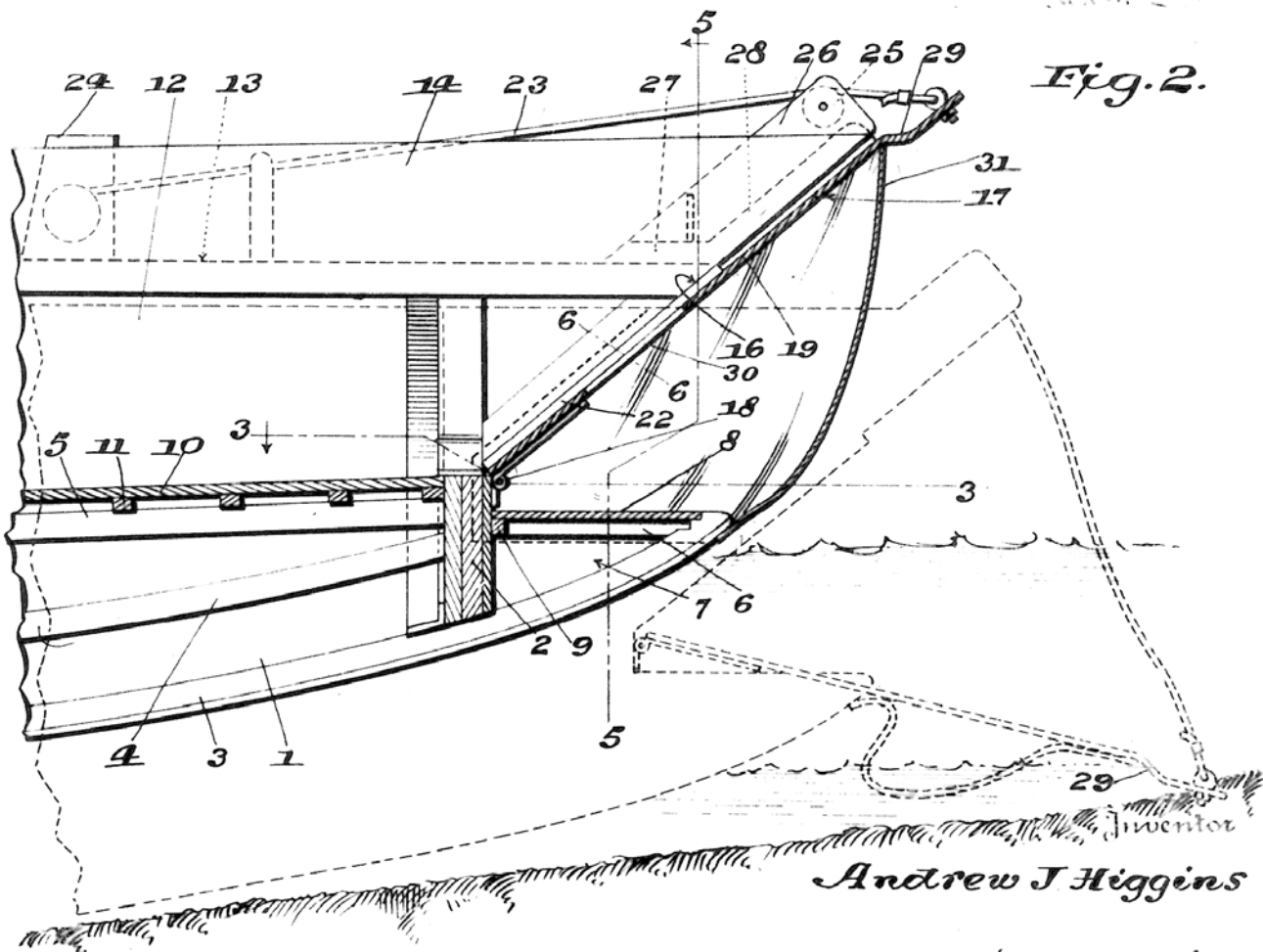


Fig. 2.

Inventor  
**Andrew J Higgins**

Mason Fenwick Lawrence  
 Attorneys

Patent for a lighter for mechanized equipment, 1944. (Recognize it? This became the troop lander used at D-day landings.)

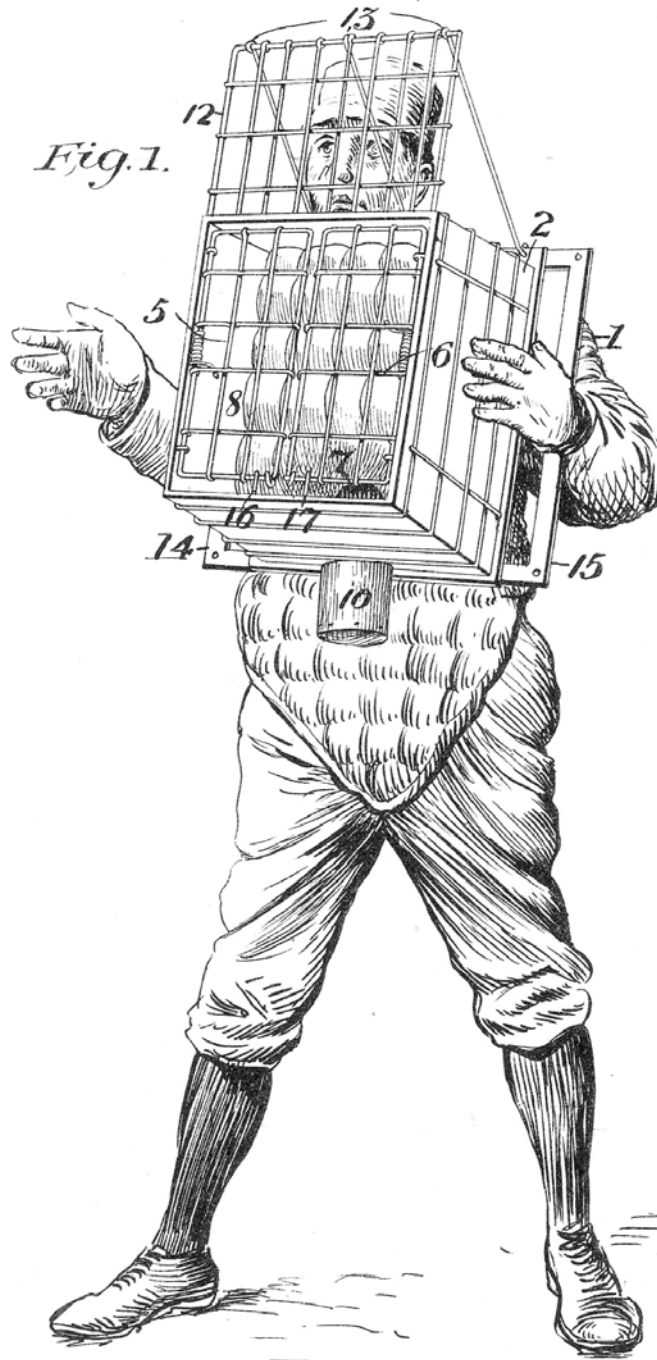
No. 755,209.

PATENTED MAR. 22, 1904.

J. E. BENNETT.  
BASE BALL CATCHER.  
APPLICATION FILED FEB. 18, 1903.

NO MODEL.

4 SHEETS—SHEET 1.



Witnesses  
H. J. Roden  
B. F. Gray.

Inventor  
James Edward Bennett  
By Joseph W. Sower  
att'y

May 8, 1934.


H. A. HIRSCH

1,958,045

COMBINED LOUNGE ROBE AND JACKET

Original Filed July 18, 1932

*Fig. 1*

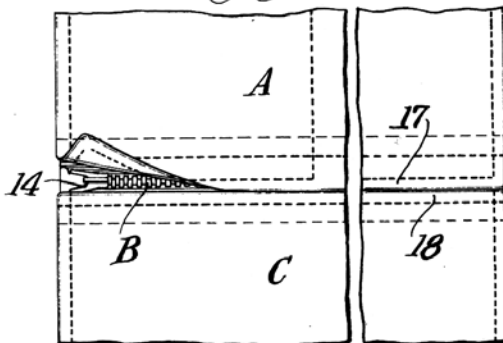


*Fig. 2*

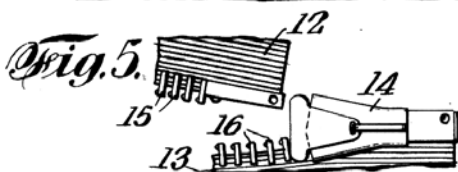
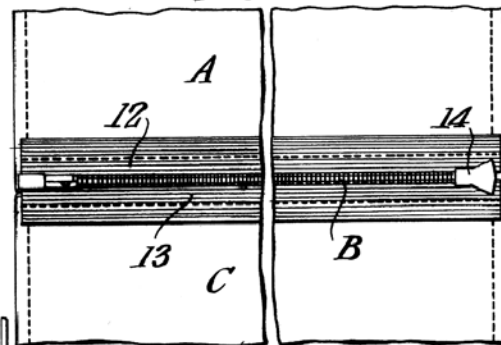


Property of the U. S. Patent Office  
Not to be taken from the Files.

*Fig. 3*



*Fig. 4*



INVENTOR  
*Harry A. Hirsch*  
 BY  
*Samuel Spring*  
 ATTORNEY



#2

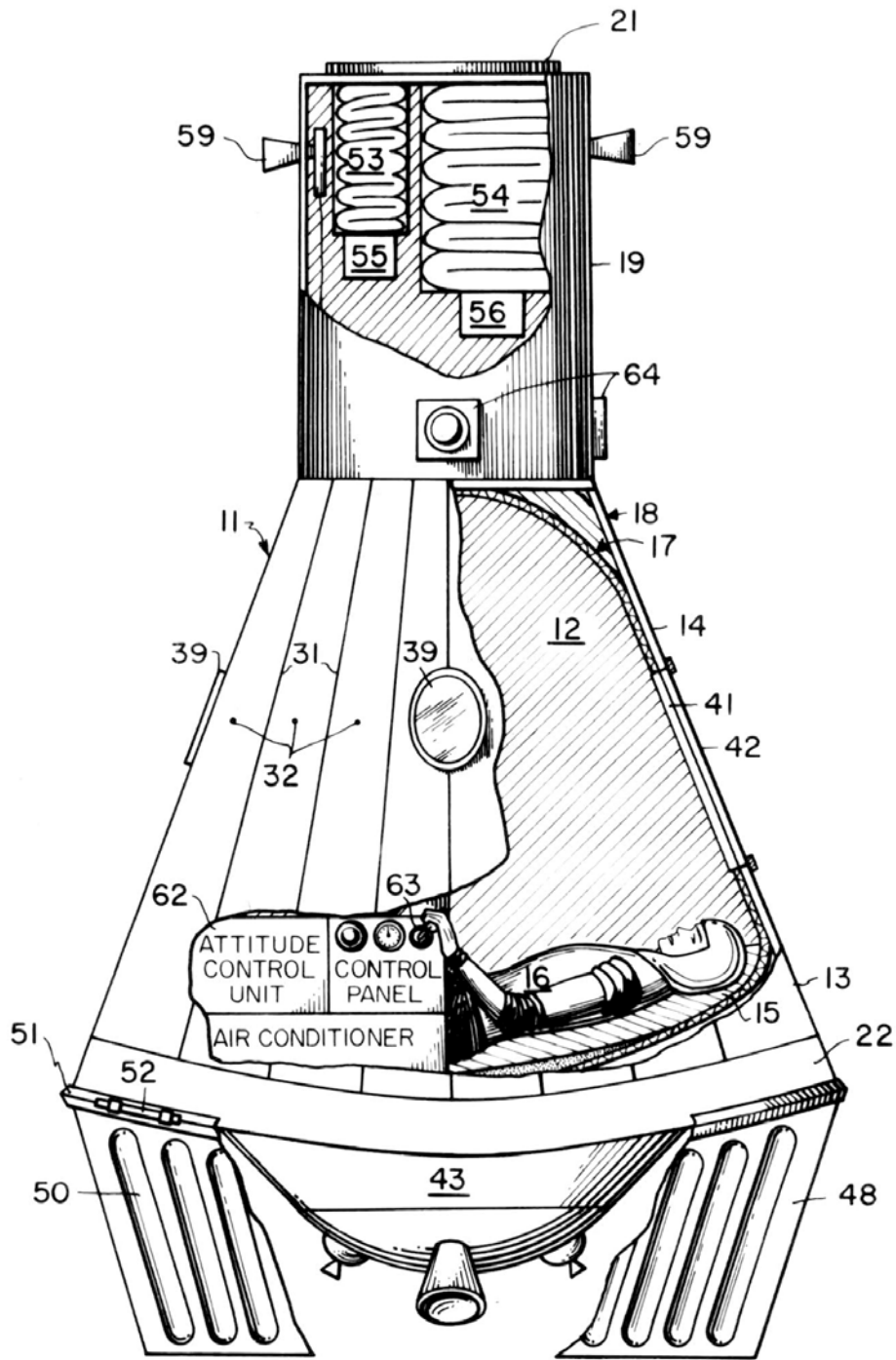


FIG. I

INVENTORS  
M.A. FAGET      W.S. BLANCHARD, JR.  
A.J. MEYER, JR.      A.B. KEHLET  
R.G. CHILTON      J.B. HAMMACK  
C.C. JOHNSON, JR.